
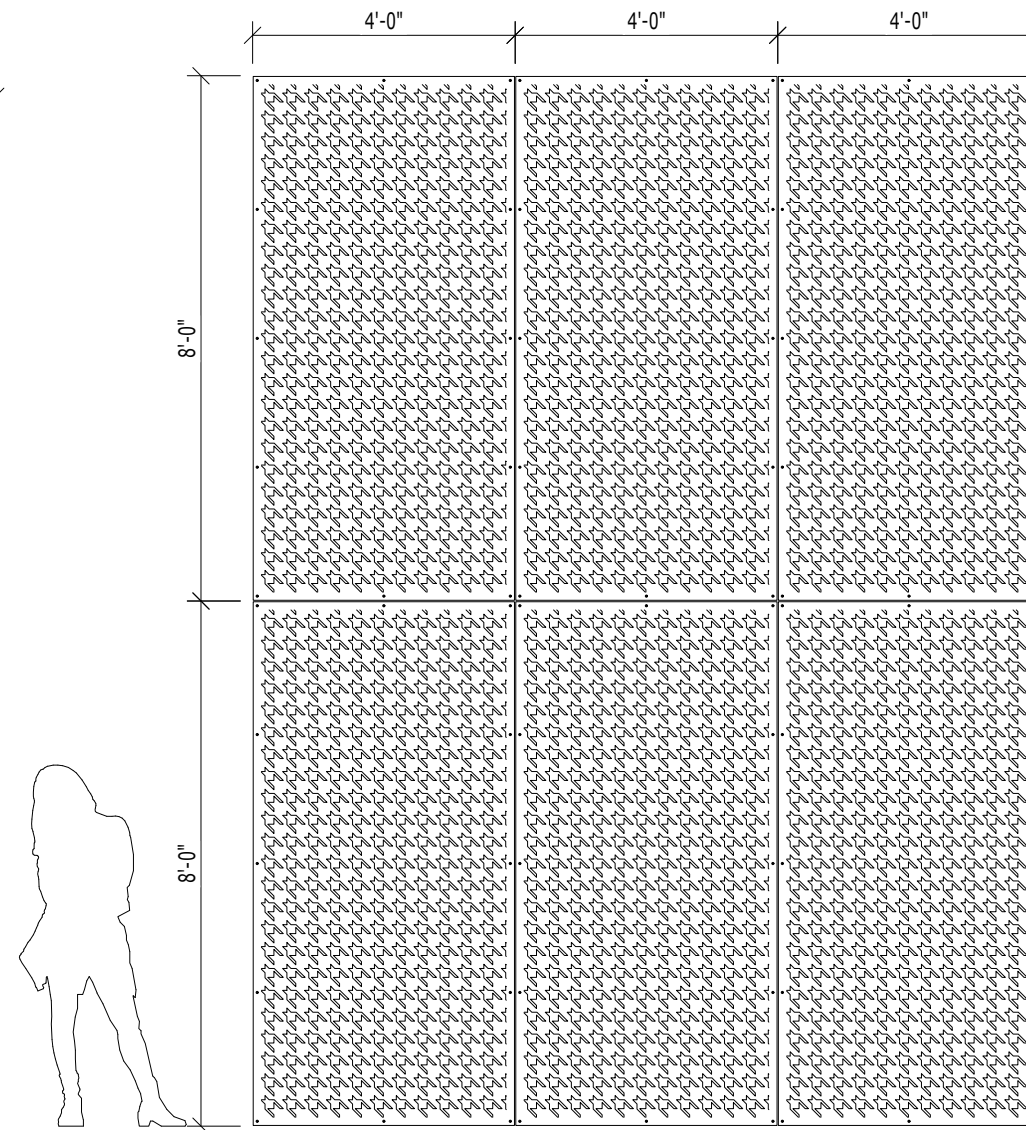


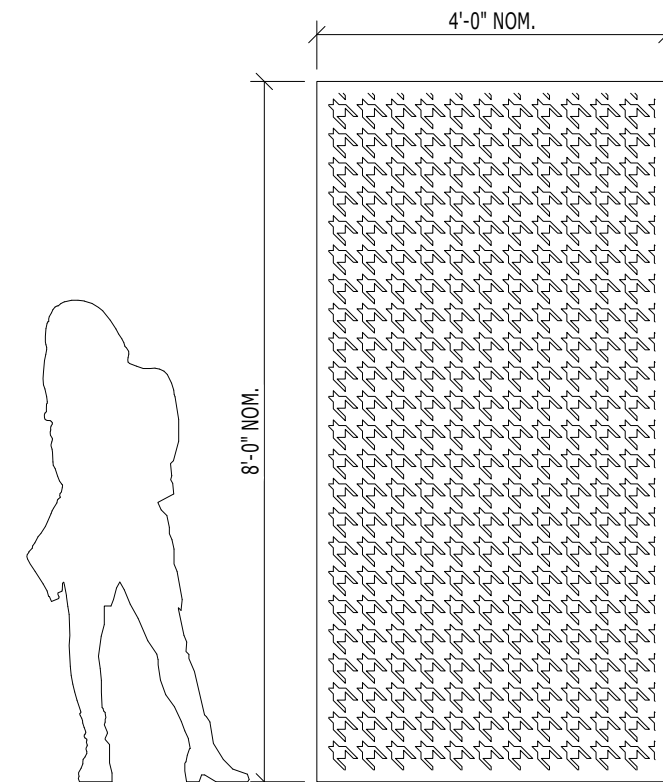
# PG-12 GEOMETRIC PATTERNS



WALL SYSTEM WITH 4'-0" x 5'-0" STANDARD PANELS



WALL SYSTEM WITH 4'-0" x 8'-0" STANDARD PANELS




PATTERN: PG 12  
GEOMETRIC  
OPEN AREA: 30.6%

MATERIAL:  
ALUMINUM: 1/8", 3/16" & 1/4"  
STAINLESS STEEL 14GA  
STEEL 14GA & 11GA

FINISH:  
ALUMINUM ~ POWDER COAT AND PVDF  
STAINLESS STEEL ~ BRUSHED SATIN  
STEEL ~ POWDER COAT, WEATHERED AND MILL

AN ARRAY OF FINISHES AND SIZES ARE AVAILABLE ON REQUEST

# PG-12 GEOMETRIC PATTERNS



FULL SIZE LAY-OUT  
Scale 1:1 (Sheet size is 11x17)

\*\*\* NOTE: CORNERS MAY HAVE A 1/8" RADIUS